






PRODUCT SHEET
REV 0.0 - IT202504
**8005C LEONIDA
COMPACT**



ORGANIZATION WITH QUALITY MANAGEMENT SYSTEM
ISO 9001:2015 CERTIFIED by
EuCI European Certification Institute LTD
Certificate N.: GOTT2532Q1902

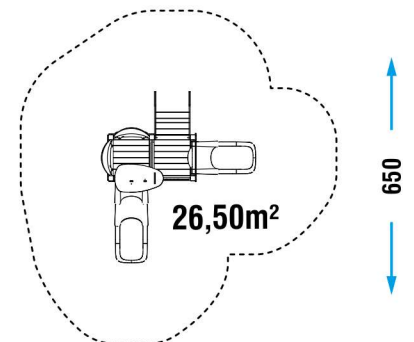
ORGANIZATION WITH ENVIRONMENTAL MANAGEMENT SYSTEM
ISO 14001:2015 CERTIFIED by
EuCI European Certification Institute LTD
Certificate No: GOTT2532E1801



	CATALOG COLLECTION	PARTY LINE
	DIMENSIONS (L x W x H) in cm	285 x 320 x 285 cm
	IMPACT AREA	26,50 m ²
	MAXIMUM CFH	90 cm
	SUGGESTED AGE OF USE	3+
	NUMBER OF USERS	8

SECURITY AREA

600



PRODUCT SHEET

REV 0.0 - IT202504

8005C LEONIDA COMPACT



ORGANIZATION WITH QUALITY MANAGEMENT SYSTEM
 ISO 9001:2015 CERTIFIED by
 EuCI European Certification Institute LTD
 Certificate N.: GOTT2532Q1902

ORGANIZATION WITH ENVIRONMENTAL MANAGEMENT SYSTEM
 ISO 14001:2015 CERTIFIED by
 EuCI European Certification Institute LTD
 Certificate No: GOTT2532E1801

COMPOSITION

- n° 6 90x90 mm square section aluminum structural posts
- n° 2 decks with powder-coated metal frame and aluminum slats
- n° 1 HDPE sheet roof
- n° 1 ladder with HDPE sheet sides and recycled anti-slip HDPE sheet steps
- n° 1 open metal guard panel
- n° 2 roto-molded PTE guard panels
- n° 1 HDPE sheet and metal guard panel
- n° 1 HDPE sheet climbing
- n° 2 HDPE sheet thrust bearings
- n° 1 roto-molded PTE modular slide (H60)
- n° 1 roto-molded PTE modular slide (H90)

PLAY PANELS




MUSICAL PLAY PANEL
x1



LUDIC PLAY PANEL
x1

INSTALLATION



Where there is an aluminum pole, the plinth must be created directly on it.



If there is already an adequate fund in CLS the game can be supplied with special brackets for fixing to the ground (option applicable only with confirmation of feasibility).

Make a proper security surface according to CFH. Periodic maintenance is mandatory, following manual supplied to customer.

MATERIALE (mm) MATERIAL (mm)	DESCRIZIONE (mm) DESCRIPTION (mm)	PROFONDITÀ MINIMA (mm) (b) MINIMUM DEPTH (mm) (b)	ALTEZZA MASSIMA DI CADUTA (mm) CRITICAL FALL HEIGHT (mm)
PRATO/TERRICCIO LAWN/SOIL			1000 (d)
CORTECCIA BARK	PEZZATURA DA 20 A 80 20 TO 80 GRAIN SIZE	200	2000
		300	3000
TRUCIOLI DI LEGNO WOOD CHIPS	PEZZATURA DA 20 A 80 20 TO 80 GRAIN SIZE	200	2000
		300	3000
SABBIA SAND	PEZZATURA DA 20 A 80 20 TO 80 GRAIN SIZE	200	2000
		300	3000
GHIAIA GRAVEL	PEZZATURA DA 20 A 80 20 TO 80 GRAIN SIZE	200	2000
		300	3000
PAVIMENTAZIONE IN GOMMA RISPONDENTE A HIC RUBBER SURFACING RESPONDENT TO HIC	SPESSORE/THICKNESS	30mm	1000
		40mm	1300
		45mm	1500
		60mm	2000
		70mm	2500
		90mm	3000
			SOTTOPOSTA A PROVE DI CADUTA DEPENDENT ON CERTIFICATION TESTS